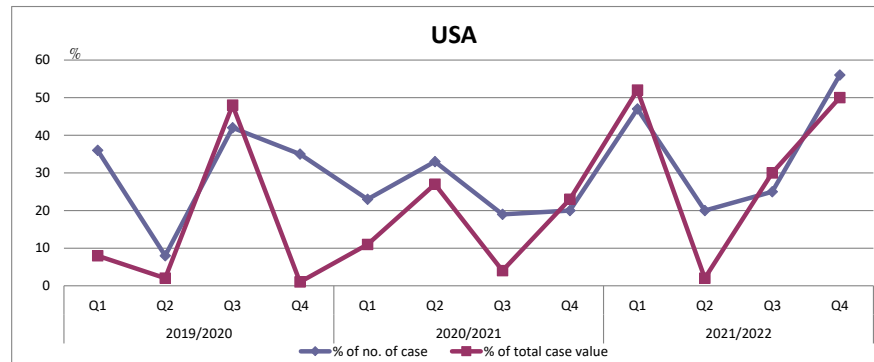


Payment Difficulty Cases in Major Export Markets Reported to ECIC

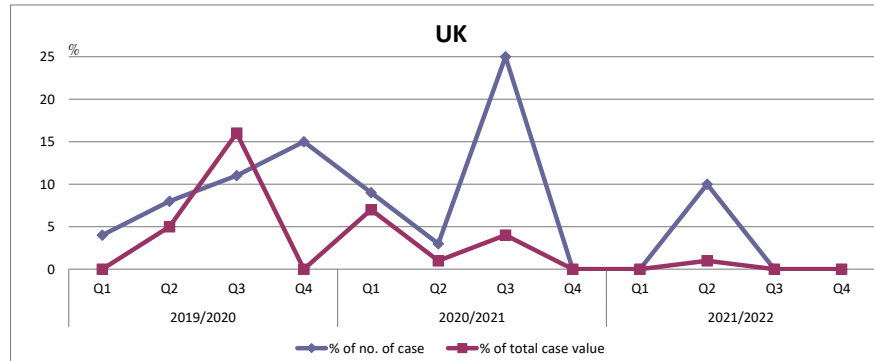
USA

		<u>% of no. of case</u>	<u>% of total case value</u>
2019/2020	Q1	36	8
	Q2	8	2
	Q3	42	48
	Q4	35	1
2020/2021	Q1	23	11
	Q2	33	27
	Q3	19	4
	Q4	20	23
2021/2022	Q1	47	52
	Q2	20	2
	Q3	25	30
	Q4	56	50



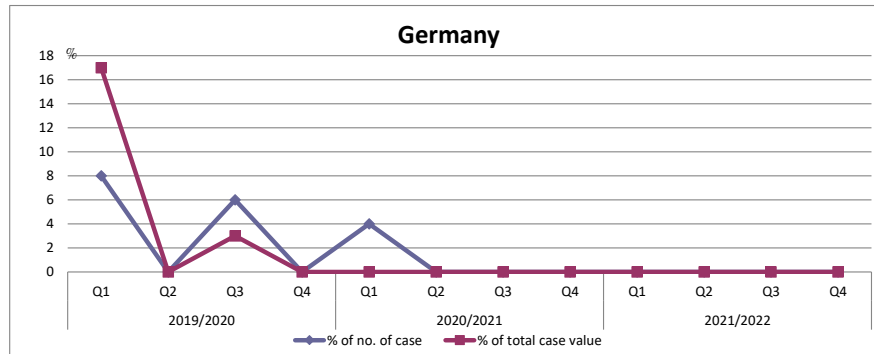
UK

		<u>% of no. of case</u>	<u>% of total case value</u>
2019/2020	Q1	4	0*
	Q2	8	5
	Q3	11	16
	Q4	15	0*
2020/2021	Q1	9	7
	Q2	3	1
	Q3	25	4
	Q4	0	0
2021/2022	Q1	0	0
	Q2	10	1
	Q3	0	0
	Q4	0	0



Germany

		<u>% of no. of case</u>	<u>% of total case value</u>
2019/2020	Q1	8	17
	Q2	0	0
	Q3	6	3
	Q4	0	0
2020/2021	Q1	4	0*
	Q2	0	0
	Q3	0	0
	Q4	0	0
2021/2022	Q1	0	0
	Q2	0	0
	Q3	0	0
	Q4	0	0



*Insignificant value