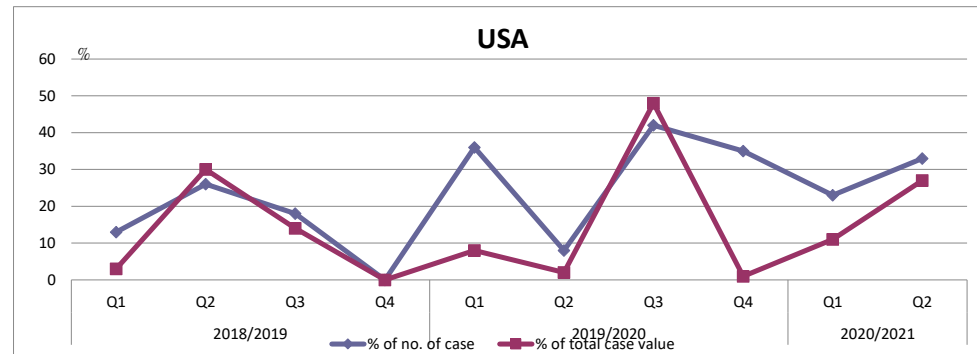


Payment Difficulty Cases in Major Export Markets Reported to ECIC

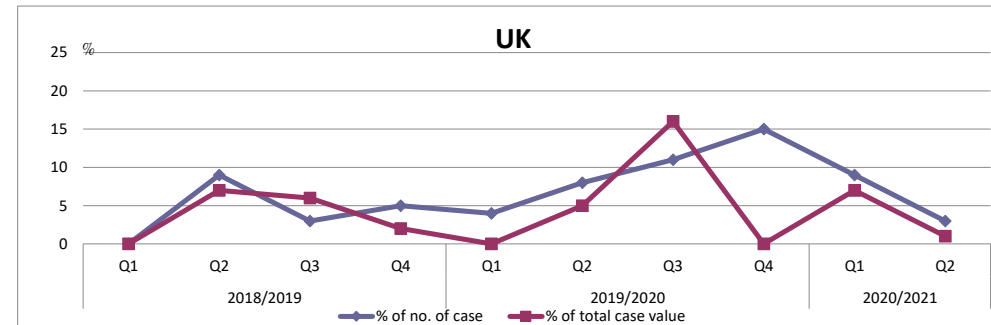
USA

		<u>% of no. of case</u>	<u>% of total case value</u>
2018/2019	Q1	13	3
	Q2	26	30
	Q3	18	14
	Q4	0	0
2019/2020	Q1	36	8
	Q2	8	2
	Q3	42	48
	Q4	35	1
2020/2021	Q1	23	11
	Q2	33	27



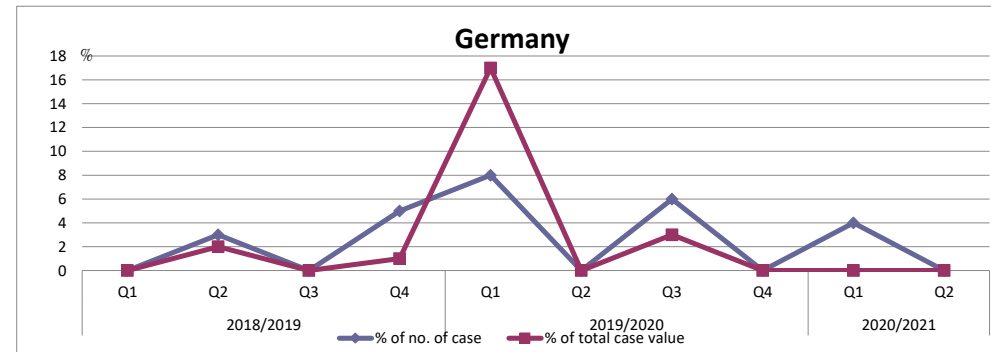
UK

		<u>% of no. of case</u>	<u>% of total case value</u>
2018/2019	Q1	0	0
	Q2	9	7
	Q3	3	6
	Q4	5	2
2019/2020	Q1	4	0*
	Q2	8	5
	Q3	11	16
	Q4	15	0*
2020/2021	Q1	9	7
	Q2	3	1



Germany

		<u>% of no. of case</u>	<u>% of total case value</u>
2018/2019	Q1	0	0
	Q2	3	2
	Q3	0	0
	Q4	5	1
2019/2020	Q1	8	17
	Q2	0	0
	Q3	6	3
	Q4	0	0
2020/2021	Q1	4	0*
	Q2	0	0



*Insignificant value